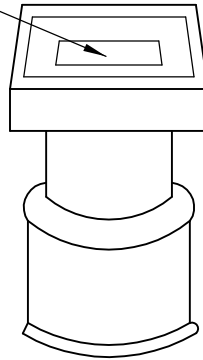
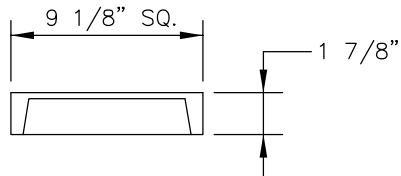


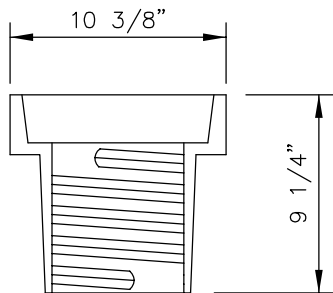
COVER MARKED
"RECLAIMED WATER"
AND PAINTED PURPLE



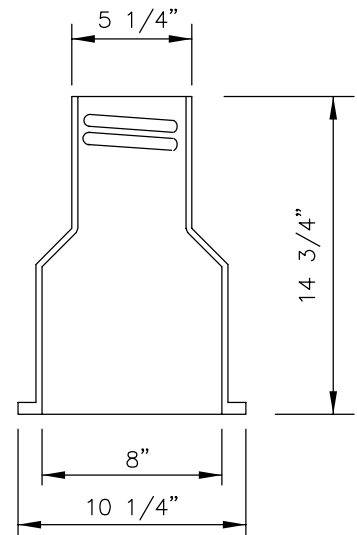
24"X24" SQUARE BY
6" THICK CAST-IN-PLACE
CONC. COLLAR WITH # 4
RE BAR RING AT CENTER



COVER



TOP
SECTION



BOTTOM
SECTION

NOTE:

1. RECLAIMED MAIN VALVE BOX AND COVER SHALL BE ADJUSTABLE SCREW TYPE.
2. SEE W-4 FOR ADDITIONAL INFORMATION REGARDING PVC SLEEVE.



STANDARD CONSTRUCTION DETAIL
RECLAIMED WATER MAIN
VALVE BOX

9/10

FILE NAME:

RW9.DWG

DETAIL REF:

RW-9